


Ac 59

GENERAL ELECTIONS TO TELANGANA STATE LEGISLATIVE ASSEMBLY, 2023

Report No.30



Due on: 03.12.2023
Immediately after declaration
of result.

From
The Returning Officer
59-Amberpet Assembly Constituency

To
The Chief Electoral Officer
Telangana State
HYDERABAD

No.192/GE-TSLA-2023/59-AAC/2023

Date:03-12-2023

Sir,


Sub:- General Elections to Telangana State Legislative Assembly-2023 –
59-Amberpet Assembly Constituency - Final Result Sheet Sent -
Regarding.

* * *

A copy of the final report result sheet in Form No. 20 pertaining to 59-Amberpet
Assembly Constituency in **hard copy and soft copy in a C.D** is submitted herewith.

Yours faithfully,

Encl: Form No.20


RETURNING OFFICER
59-Amberpet Assembly Constituency
59-Amberpet Assembly Constituency
Hyderabad District .

ANNEXURE-36 (Hand Book for RO, 2023)

FORM-20
FINAL RESULT SHEET
(See Rule 56 (7))



ELECTION TO THE TELANGANA STATE LEGISLATIVE ASSEMBLY FROM 59-AMBERPET ASSEMBLY CONSTITUENCY

PART-I

Name of the Assembly Constituency : 59-AMBERPET

Total No. of Electors in Assembly Constituency : 2,77,103

Serial No. of Polling Station		No. of valid votes cast in favour of																				Total valid votes	No. of rejected votes	NOTA	Total	No. of tendered votes
Sl.No.	P.S.No.	ANWAR KHAN	CHENABOYANNA KRISHNA YADAV	Dr. ROHIN KUMAR REDDY.C	KALERU VENKATESH	OM SINGH RAJPUROHIT	DIHARMENDER TIWARI	WALLA UDAY KUMAR	EADA BHASKAR RAO	MALIK MOQTHER MOHIUDDIN	MUPPIDI VASUDEVA RAO	SYED MOHSIN UDDIN	V. SANTOSH	AMUDA ARUN KUMAR	ARUKAL MAHENDAR GOUD	SRIKANTH DEVARUPPALA	MANGILPALLY SHANKER	P RAJESH	ANDRAPU SUDARSHAN GANGAPUTRA	L. SRINATH	M. SRINIVAS					
1	2	3	4	5	6	7	8	9	10	11	12	13	14	15	16	17	18	19	20	21	22	34	35	36	37	38
1	1	6	302	136	434	1	0	0	3	0	0	1	0	0	0	1	0	0	0	0	0	884	0	12	896	0
2	2	2	309	120	314	0	1	0	3	0	0	3	0	0	0	1	0	3	0	0	1	757	0	5	762	0
3	3	1	297	68	198	0	0	0	0	0	0	0	0	1	0	0	0	0	1	0	0	566	0	7	573	0
4	4	3	267	53	152	0	0	0	1	0	0	0	0	0	0	0	0	1	0	0	0	477	0	7	484	0
5	5	2	164	47	138	1	0	0	1	0	0	0	0	0	0	0	0	0	0	0	0	353	0	6	359	0
6	6	2	235	145	329	1	1	0	1	0	1	2	0	0	0	0	3	2	0	0	1	723	0	8	731	0
7	7	0	315	59	183	0	0	1	1	0	0	0	0	0	0	0	0	0	0	0	0	559	0	13	572	0
8	8	2	230	47	143	0	1	0	1	0	0	0	0	0	0	0	0	0	0	0	0	424	0	9	433	0
9	9	0	137	56	122	2	0	0	0	0	0	0	0	0	0	0	0	1	0	0	0	318	0	3	321	0
10	10	1	295	88	252	0	0	0	1	0	0	1	5	0	0	0	0	2	0	0	0	645	0	6	651	0
11	11	3	186	185	294	0	0	0	1	0	0	0	0	0	2	0	0	2	0	1	1	675	0	8	683	0
12	12	4	170	95	463	1	0	0	0	0	1	1	0	1	0	0	0	1	0	0	0	737	0	6	743	0
13	13	4	220	114	372	1	0	0	2	0	0	0	0	0	0	1	0	0	0	2	0	716	0	5	721	0
14	14	2	230	125	448	1	0	0	2	0	0	0	0	1	1	0	0	1	0	0	1	812	0	12	824	0
15	15	1	227	144	228	1	0	0	1	0	0	0	0	0	0	1	0	1	0	0	0	604	0	15	619	0
16	16	0	247	115	240	0	0	0	0	0	0	0	0	0	0	2	0	0	1	0	0	605	0	12	617	0
17	17	2	280	128	205	1	0	0	1	0	1	0	0	1	0	1	0	0	0	0	0	620	0	10	630	0

Serial No. of Polling Station		No. of valid votes cast in favour of																				Total valid votes	No. of rejected votes	NOTA	Total	No. of tendered votes
Sl.No.	P.S.No.	ANWAR KHAN	CHENABOYANNA KRISHNA YADAV	Dr. ROHINI KOMAR REDDY.C	KALERU VENKATESH	OM SINGH RAJPUROHIT	DHARMENDER TIWARI	NALLA UDAY KUMAR	EADA BHASKAR RAO	MALIK MOQTHER MOHUDDIN	MUPPIDIVASUDEVA RAO	SYED MOHSIN UDDIN	V. SANTOSH	AMUDA ARUN KUMAR	ARUKAL WAHENDAR GOUD	SRIKANTH DEVARUPPALA	MANGILPALLY SHANKER	P RAJESH	ANDRAPU SUDARSHAN GANGAPUTRA	L. SRINATH	M. SRINIVAS					
1	2	3	4	5	6	7	8	9	10	11	12	13	14	15	16	17	18	19	20	21	22	34	35	36	37	38
18	18	1	264	134	207	0	0	0	2	0	0	0	0	0	1	0	0	1	0	0	0	610	0	7	617	0
19	19	1	285	116	262	1	0	0	0	0	0	0	0	0	0	0	0	0	1	0	0	666	0	12	678	0
20	20	1	159	106	232	0	0	0	1	0	0	0	0	0	0	0	0	0	0	0	0	499	0	9	508	0
21	21	3	151	99	136	0	0	1	0	0	0	0	0	0	0	0	1	1	0	0	1	393	0	9	402	0
22	22	1	22	47	474	1	0	0	1	0	0	0	0	0	0	1	1	2	0	1	3	554	0	2	556	0
23	23	3	164	96	405	4	0	0	1	0	0	2	0	0	0	4	0	2	1	0	0	682	0	3	685	0
24	24	2	135	75	167	1	0	0	1	0	0	0	0	0	1	2	1	2	0	0	0	387	0	5	392	0
25	25	2	161	76	436	0	0	1	2	0	0	0	0	0	0	0	0	2	0	0	1	681	0	3	684	0
26	26	1	127	105	424	1	0	0	6	0	0	0	0	1	1	8	3	1	0	0	0	678	0	5	683	0
27	27	1	165	66	264	1	0	0	1	0	1	0	0	0	0	3	0	0	0	0	0	502	0	3	505	0
28	28	0	121	49	259	0	0	0	2	0	0	0	0	0	0	11	0	0	0	0	0	442	0	4	446	0
29	29	3	175	82	327	0	0	0	2	0	0	0	0	0	2	23	0	0	0	0	1	615	0	5	620	0
30	30	2	163	64	275	0	0	0	1	0	0	0	1	0	0	4	0	1	0	0	1	512	0	3	515	0
31	31	3	144	49	246	1	1	0	2	0	1	0	1	0	0	5	0	0	0	1	0	454	0	3	457	0
32	32	0	202	121	340	1	0	0	1	1	0	0	0	0	0	7	0	0	1	0	0	674	0	5	679	0
33	33	2	217	91	425	1	0	1	4	0	0	1	0	0	0	9	0	0	0	2	0	753	0	6	759	0
34	34	0	210	74	395	0	0	0	1	0	0	0	0	0	0	5	0	0	0	0	1	686	0	7	693	0
35	35	2	189	94	341	2	0	1	0	0	1	0	0	0	1	7	0	1	1	0	1	641	0	5	646	0
36	36	0	215	83	221	0	0	0	0	0	1	1	0	0	0	0	0	0	0	0	1	522	0	15	537	0
37	37	2	270	91	259	3	0	1	2	1	0	1	0	0	0	3	0	0	0	0	1	634	0	11	645	0
38	38	1	128	74	410	4	1	0	3	1	2	0	0	3	0	20	2	1	1	0	5	656	0	1	657	0
39	39	2	202	83	389	3	0	1	2	1	0	0	0	2	0	15	0	0	1	0	0	701	0	5	706	0
40	40	1	229	86	384	2	0	0	3	0	0	1	0	1	1	1	0	0	3	0	0	712	0	4	716	0

Serial No. of Polling Station		No. of valid votes cast in favour of																				Total valid votes	No. of rejected votes	NOTA	Total	No. of tendered votes
Sl.No.	P.S.No.	ANWAR KHAN	CHENABOYANNA KRISHNA YADAV	Dr. ROHIN KUMAR REDDY.C	KALERU VENKATESH	OM SINGH RAJUROHIT	DHARMENDER TIWARI	MALLA UDAY KUMAR	EADA BHASKAR RAO	MALIK MOQTHER MOHIDDIN	MUJIPIDI VASUDEVA RAO	SYED MOHSIN UDDIN	V. SANTOSH	AMUDA ARUN KUMAR	ARUKAL MAHENDAR GOUD	SRIKANTH DEVARUPPALA	MANGILPALLY SHANKER	P. RAJESH	ANDRAPU SUDARSHAN GANGAPUTRA	L. SRINATH	M. SRINIVAS					
1	2	3	4	5	6	7	8	9	10	11	12	13	14	15	16	17	18	19	20	21	22	34	35	36	37	38
41	41	7	153	81	529	3	0	1	1	0	0	0	0	0	0	6	3	1	0	0	1	786	0	9	795	0
42	42	3	208	79	328	1	1	0	2	0	0	0	1	0	0	2	0	0	0	0	0	625	0	21	646	0
43	43	0	132	39	166	0	0	0	0	0	0	0	0	0	0	1	0	0	0	0	0	338	0	7	345	0
44	44	4	222	103	271	0	0	0	0	0	2	0	0	0	0	0	3	0	1	0	1	607	0	11	618	0
45	45	2	306	113	297	2	0	1	1	0	0	0	0	0	0	3	0	0	0	0	0	725	0	11	736	0
46	46	0	192	71	164	0	0	0	2	0	0	0	0	0	0	0	1	2	0	0	0	432	0	8	440	0
47	47	1	138	66	162	2	0	0	1	0	0	0	0	0	0	0	0	0	0	0	0	370	0	4	374	0
48	47A	0	120	48	272	0	0	0	0	0	0	0	0	0	0	0	0	0	0	0	0	440	0	4	444	0
49	48	1	129	71	403	2	0	0	2	0	0	0	0	0	0	0	0	0	1	0	0	609	0	3	612	0
50	49	2	226	57	361	1	0	0	1	0	1	0	0	0	7	1	0	1	0	0	0	658	0	5	663	0
51	50	2	182	93	451	0	0	1	2	0	1	0	0	1	5	8	0	1	0	0	0	747	0	5	752	0
52	51	0	145	38	207	0	0	0	1	0	0	0	1	0	0	1	0	0	0	0	1	394	0	3	397	0
53	52	3	269	64	333	1	0	0	4	0	0	0	0	2	0	4	4	0	0	1	0	685	0	2	687	0
54	53	3	191	69	344	3	0	0	5	0	1	0	0	0	1	1	1	0	0	0	0	619	0	5	624	0
55	54	0	184	39	218	1	0	0	1	0	0	0	0	0	1	0	0	0	0	0	1	445	0	5	450	0
56	55	1	87	35	180	1	0	0	0	0	0	0	1	0	0	0	1	0	0	0	0	306	0	6	312	0
57	56	3	133	67	461	3	0	0	6	0	0	0	0	1	1	1	1	0	1	0	1	679	0	4	683	0
58	57	3	138	59	198	2	0	0	0	0	1	0	1	0	0	1	0	1	0	1	0	405	0	2	407	0
59	58	2	142	92	405	3	1	0	3	1	5	1	0	2	2	5	2	2	0	0	1	669	0	5	674	0
60	59	5	275	93	255	0	2	1	3	0	0	1	0	0	0	0	0	5	0	0	0	640	0	14	654	0
61	60	1	192	65	288	0	0	1	1	0	0	0	0	0	0	0	0	0	1	0	0	549	0	6	555	0
62	61	3	199	71	238	1	0	0	4	0	0	0	0	0	0	0	2	0	0	0	0	518	0	8	526	0
63	62	3	197	88	248	1	1	1	4	0	0	0	1	0	0	1	1	1	1	0	0	548	0	8	556	0
64	63	3	304	92	407	2	1	1	6	1	2	0	0	0	1	1	6	1	3	0	1	832	0	10	842	0
65	64	3	320	71	293	3	1	0	4	0	0	0	0	0	1	3	1	0	0	0	0	700	0	6	706	0

Serial No. of Polling Station		No. of valid votes cast in favour of																				Total valid votes	No. of rejected votes	NQTA	Total	No. of tendered votes
Sl.No.	P.S.No.	ANWAR KHAN	CHENABOYANNA KRISHNA YADAV	Dr. ROHINI KUMAR REDDY.C	KALERU VENKATESH	OM SINGH RAJPUROHIT	DHARMENDER TIWARI	NALLA UDAY KUMAR	EADA BHASKAR RAO	MALIK MOQTHEER MOHUDDIN	MUPPIDI VASUDEVA RAO	SYED MOHSIN UDDIN	V. SANTOSH	AMUDA ARUN KUMAR	ARUKAL MAHENDAR GOUD	SRIKANTH DEVARUPPALA	MANGILPALLY SHANKER	P RAJESH	ANDRAPU SUDARSHAN GANGAPUTRA	L. SRINATH	M. SRINIVAS					
1	2	3	4	5	6	7	8	9	10	11	12	13	14	15	16	17	18	19	20	21	22	34	35	36	37	38
66	65	2	210	85	404	4	0	0	2	0	2	0	0	1	0	2	6	0	1	0	3	722	0	7	729	0
67	66	5	240	69	303	1	1	0	2	2	0	0	0	0	1	1	2	0	0	0	0	627	0	5	632	0
68	67	1	184	156	310	5	0	2	6	1	0	0	0	0	0	0	1	3	0	0	0	669	0	5	674	0
69	68	1	105	50	105	1	0	0	0	0	0	0	0	0	1	0	0	0	0	0	0	263	0	1	264	0
70	69	2	318	103	356	2	0	0	3	0	0	0	0	2	0	0	3	0	0	1	0	790	0	6	796	0
71	70	2	220	70	222	0	0	0	0	0	1	0	0	0	0	0	1	0	0	0	1	517	0	12	529	0
72	71	0	254	48	171	1	0	1	0	0	0	0	0	0	0	0	2	0	0	0	0	477	0	8	485	0
73	72	2	193	81	239	1	0	0	1	0	0	0	0	0	0	0	0	0	2	0	1	520	0	9	529	0
74	73	6	305	118	325	1	0	0	0	0	0	0	0	0	0	0	1	0	1	0	0	757	0	13	770	0
75	74	3	279	96	254	0	0	0	0	0	0	0	0	0	0	0	0	1	0	0	0	633	0	7	640	0
76	75	4	119	59	296	2	0	1	4	1	2	1	0	0	2	0	1	1	0	0	0	493	0	4	497	0
77	76	4	100	55	265	0	1	0	5	1	3	0	0	1	1	0	0	0	0	0	0	436	0	2	438	0
78	77	1	58	75	255	1	0	0	1	2	2	0	0	3	0	0	2	0	1	0	0	401	0	7	408	0
79	78	1	232	119	283	0	0	2	1	1	0	0	0	0	1	0	0	1	1	0	0	642	0	10	652	0
80	79	3	232	114	411	0	0	0	3	0	1	0	1	2	1	0	2	0	2	0	1	773	0	9	782	0
81	80	2	276	84	194	0	0	0	1	0	0	0	0	0	0	0	0	3	0	0	0	560	0	12	572	0
82	81	0	244	73	127	2	2	0	0	0	0	1	0	0	0	0	0	0	0	3	1	453	0	8	461	0
83	82	0	290	105	237	0	1	2	1	0	2	1	0	0	0	4	2	0	0	0	1	646	0	12	658	0
84	83	1	164	72	75	0	1	0	0	0	0	0	0	1	1	0	0	0	1	0	1	317	0	4	321	0
85	84	0	144	29	99	0	0	0	0	0	1	0	0	0	0	0	0	0	0	0	0	273	0	5	278	0
86	85	2	273	66	209	1	0	0	1	0	0	0	0	0	0	0	1	0	0	0	0	553	0	8	561	0
87	86	2	197	75	152	0	0	0	0	0	1	0	0	0	0	1	0	0	1	0	1	430	0	9	439	0
88	87	1	220	103	237	1	0	0	2	0	0	0	0	0	0	0	0	0	0	1	1	566	0	9	575	0
89	88	3	173	83	181	1	1	0	2	1	0	1	0	0	1	1	0	1	0	0	0	449	0	12	461	0
90	89	1	301	83	286	2	1	0	0	0	0	0	0	1	0	1	0	2	0	0	1	679	0	8	687	0
91	90	2	250	93	212	0	0	1	3	0	1	0	0	1	0	1	0	0	0	0	0	564	0	10	574	0

Serial No. of Polling Station		No. of valid votes cast in favour of																				Total valid votes	No. of rejected votes	NOTA	Total	No. of tendered votes
SLNo.	P.S.No.	ANWAR KHAN	CHENABOYANNA KRISHNA YADAV	Dr. ROHIN KUMAR REDDY.C	KALERU VENKATESH	OM SINGH RAJUROHIT	DHARMENDER TIWARI	NALLA UDAY KUMAR	EADA BHASKAR RAO	MALKI MOQTHER MOHIUDDIN	MUPPIDI VASUDEVA RAO	SYED MOHSIN UDDIN	V. SANTOSH	ARUDA ARUN KUMAR	ARUKAL MAHENDAR GOUD	SRIKANTH DEVARUPPALA	MANGILIPALLY SHANKER	P RAJESH	ANDRAPU SUDARSHAN GANGAPUTRA	L SRINATH	M. SRINIVAS					
1	2	3	4	5	6	7	8	9	10	11	12	13	14	15	16	17	18	19	20	21	22	34	35	36	37	38
92	91	4	204	99	193	0	1	0	2	0	0	0	1	0	1	1	1	1	1	0	2	511	0	8	519	0
93	92	3	260	73	323	1	2	1	6	1	5	1	1	2	1	1	7	0	0	1	3	692	0	4	696	0
94	93	2	236	85	286	2	1	0	1	0	1	0	0	1	0	0	2	1	1	0	2	621	0	5	626	0
95	94	3	246	102	387	0	1	0	5	0	0	0	0	1	0	3	1	0	0	1	0	750	0	7	757	0
96	95	5	325	92	442	0	1	0	2	0	0	1	1	0	0	0	1	1	0	0	0	871	0	9	880	0
97	96	2	191	87	454	1	1	1	6	1	0	0	0	1	0	1	0	0	0	0	0	746	0	10	756	0
98	97	0	52	29	237	0	0	0	2	0	0	0	0	0	0	0	0	0	0	0	0	320	0	1	321	0
99	97A	1	169	24	277	1	0	1	2	0	0	0	0	1	0	0	1	0	1	1	1	480	0	7	487	0
100	98	2	72	44	430	1	0	2	2	0	0	1	0	0	0	0	4	0	0	1	1	560	0	4	564	0
101	99	0	50	42	341	2	1	0	0	0	4	0	0	1	0	1	1	0	0	0	0	443	0	2	445	0
102	100	1	127	73	518	0	0	0	1	1	1	0	0	0	0	0	0	0	0	0	1	723	0	1	724	0
103	101	1	220	78	238	0	1	1	5	1	0	1	0	0	0	1	1	0	0	0	1	549	0	10	559	0
104	102	2	229	70	211	1	0	0	2	0	0	0	0	0	0	0	1	0	0	0	0	516	0	8	524	0
105	103	0	237	59	299	2	0	0	1	1	0	0	0	0	0	0	0	0	0	0	0	599	0	11	610	0
106	104	3	155	84	244	0	0	1	3	0	0	2	0	0	1	9	1	1	0	0	0	504	0	6	510	0
107	105	0	42	44	90	0	0	0	2	0	0	0	0	0	1	2	1	0	0	0	0	182	0	1	183	0
108	106	0	94	76	436	0	0	0	3	0	0	0	1	0	1	0	0	1	1	0	0	613	0	3	616	0
109	107	0	82	56	423	1	0	0	1	0	0	0	1	0	1	0	0	0	0	0	0	565	0	1	566	0
110	108	0	91	41	342	1	0	0	0	0	0	0	0	0	0	2	0	0	0	0	0	477	0	1	478	0
111	109	3	166	82	357	1	0	0	2	0	0	0	1	0	1	1	0	3	2	0	0	619	0	5	624	0
112	110	2	58	67	553	1	0	0	3	0	1	0	0	0	0	2	1	2	0	2	1	693	0	5	698	0
113	111	3	29	59	586	1	0	1	7	0	1	2	0	0	0	2	2	3	0	0	3	699	0	0	699	0
114	112	1	62	91	528	3	0	0	1	1	0	0	0	0	0	2	3	2	0	0	0	694	0	1	695	0
115	113	1	109	67	487	0	0	1	6	0	0	0	0	1	1	0	0	0	1	0	0	674	0	5	679	0
116	114	1	133	64	247	1	0	0	2	0	0	0	1	1	0	2	0	0	0	0	0	452	0	3	455	0
117	115	0	147	90	379	1	0	1	5	0	1	0	0	2	3	2	0	0	0	0	0	631	0	5	636	0

Serial No. of Polling Station		No. of valid votes cast in favour of																				Total valid votes	No. of rejected votes	NOTA	Total	No. of tendered votes
Sl.No.	P.S.No.	ANWAR KHAN	CHENABOYANNA KRISHNA YADAV	Dr. ROHIN KUMAR REDDY.C	KALERU VENKATESH	OM SINGH RAJPUROHIT	DHARMENDER TIWARI	MALLA UDAY KUMAR	EADA BHASKAR RAO	MALIK MOQTHER MOHUDDIN	MUPPIDIVASUDEVA RAO	SYED MOHSIN UDDIN	V. SANTOSH	AMUDA ARUN KUMAR	ARUKAL MAHENDAR GOUD	SRIKANTH DEVARUPPALA	MANGILPALLY SHANKER	P RAJESH	ANDRAPU SUDARSHAN GANGAPUTRA	L. SRINATH	M. SRINIVAS					
1	2	3	4	5	6	7	8	9	10	11	12	13	14	15	16	17	18	19	20	21	22	34	35	36	37	38
118	116	1	164	67	325	2	1	0	0	0	0	0	0	0	0	0	0	0	0	0	0	560	0	9	569	0
119	117	1	190	108	377	1	1	0	1	0	0	1	1	0	1	0	0	0	0	0	0	682	0	5	687	0
120	118	0	17	100	487	1	0	0	4	0	0	0	0	0	0	0	0	0	0	0	0	609	0	2	611	0
121	119	2	159	123	643	6	0	1	2	0	0	0	0	0	0	0	0	2	1	0	1	940	0	3	943	0
122	120	0	12	46	470	1	0	0	2	0	1	0	0	0	0	0	0	0	0	1	1	534	0	1	535	0
123	121	1	147	107	410	2	0	0	1	0	1	0	0	0	0	15	0	1	0	0	0	685	0	2	687	0
124	122	2	268	113	455	1	0	0	4	0	0	0	0	0	0	2	4	3	2	0	1	855	0	6	861	0
125	123	0	237	72	357	1	0	0	2	0	0	0	0	2	3	1	3	2	2	2	2	686	0	5	691	0
126	124	2	150	53	248	0	0	0	3	0	1	0	0	0	0	0	0	3	1	0	2	463	0	3	466	0
127	125	3	122	53	272	0	0	0	1	1	3	0	0	0	0	0	2	3	1	0	0	461	0	7	468	0
128	126	0	215	107	446	0	1	0	3	1	2	0	1	0	0	0	3	0	0	0	1	780	0	4	784	0
129	127	6	229	100	386	1	1	0	1	0	0	0	0	1	3	2	0	2	0	0	0	732	0	7	739	0
130	128	3	144	55	259	2	0	0	4	0	0	0	0	0	1	0	0	0	1	0	0	469	0	1	470	0
131	128	2	124	58	232	1	0	0	0	0	0	0	0	0	0	2	0	0	0	0	0	419	0	2	421	0
132	130	1	181	58	267	1	0	1	2	0	1	0	0	0	0	1	3	0	0	0	0	516	0	3	519	0
133	131	0	171	54	300	1	0	1	1	0	3	0	0	1	0	1	8	1	0	1	1	544	0	4	548	0
134	132	1	86	55	524	1	1	0	5	0	1	0	1	3	1	0	1	2	0	0	0	682	0	6	688	0
135	133	1	52	70	498	2	0	1	3	0	0	0	0	1	0	0	1	1	0	0	0	630	0	2	632	0
136	134	2	138	45	348	2	0	0	2	0	0	0	0	2	0	1	3	0	0	2	1	546	0	6	552	0
137	135	1	159	89	410	0	0	1	5	0	5	0	0	0	1	1	3	4	0	2	0	681	0	4	685	0
138	136	2	204	84	523	3	1	0	5	0	1	0	0	1	0	1	2	2	0	3	1	833	0	2	835	0
139	137	2	45	45	557	2	0	1	3	0	0	0	0	0	0	0	2	1	0	0	1	659	0	3	662	0
140	138	0	134	63	452	3	0	0	4	1	0	0	0	1	0	0	2	3	0	0	1	684	0	7	671	0
141	139	0	82	51	407	1	0	1	2	0	1	1	0	1	0	0	2	0	0	0	4	553	0	3	556	0
142	140	2	160	72	561	2	0	0	2	0	0	1	0	0	0	1	4	2	1	0	2	810	0	1	811	0
143	141	1	217	69	455	3	1	1	9	2	0	0	0	1	3	1	7	1	0	0	3	774	0	4	778	0

Serial No. of Polling Station		No. of valid votes cast in favour of																				Total valid votes	No. of rejected votes	NQTA	Total	No. of tendered votes
Sl.No.	P.S.No.	ANWAR KHAN	CHEMBAYANNA KRISHNA YADAV	Dr. ROHIN KUMAR REDDY.C	KALERU VENKATESH	OM SINGH RAJPUROHIT	DIHARMENDER TIWARI	NALLA UDAY KUMAR	EADA BHASKAR RAO	MALIK MOQTHER MOHIUDDIN	MUPPIDI YASUDEVA RAO	SYED MOHSIN UDDIN	V. SANTOSH	AMUDA ARUN KUMAR	ARUKAL MAHENDAR GOUD	SRIKANTH DEVARUPPALA	MANGILPALLY SHANKER	P RAJESH	ANDRAPU SUDARSHAN GANGAPUTRA	L. SRINATH	M. SRINIVAS					
1	2	3	4	5	6	7	8	9	10	11	12	13	14	15	16	17	18	19	20	21	22	34	35	36	37	38
144	142	2	197	88	340	1	1	0	4	0	1	0	0	1	0	0	8	0	0	0	1	642	0	2	644	0
145	143	0	194	61	238	1	0	0	2	0	1	0	0	1	0	0	3	1	0	1	0	503	0	5	508	0
146	144	1	178	61	291	0	1	0	5	0	0	0	0	1	0	0	0	2	1	0	0	541	0	1	542	0
147	145	2	188	77	323	1	0	1	5	0	0	1	1	1	0	1	3	0	1	1	1	607	0	10	617	0
148	146	0	66	73	503	0	0	1	1	0	0	0	0	5	1	0	1	2	1	0	1	655	0	3	658	0
149	147	0	162	64	279	3	1	0	1	1	0	0	0	0	0	0	0	3	1	1	0	516	0	6	522	0
150	148	2	158	37	220	1	1	0	3	0	1	1	0	0	0	0	2	0	0	0	0	426	0	2	428	0
151	149	0	124	63	218	0	0	0	1	1	0	1	1	0	0	0	0	0	0	0	0	409	0	5	414	0
152	150	1	187	71	476	4	1	1	5	0	0	1	1	3	1	2	3	2	0	0	0	759	0	4	763	0
153	151	2	156	56	224	0	0	0	1	0	1	0	0	1	1	3	7	0	0	0	1	453	0	3	456	0
154	152	1	282	87	361	1	0	0	5	0	1	0	0	0	2	1	8	0	1	0	0	750	0	5	755	0
155	153	1	139	48	191	1	0	0	3	1	1	0	1	1	1	2	5	3	2	0	0	400	0	1	401	0
156	154	2	196	65	300	2	0	0	4	1	1	0	0	1	0	0	1	2	0	0	10	585	0	8	593	0
157	155	1	153	70	324	0	0	0	2	0	0	0	0	1	3	0	0	1	0	0	1	556	0	1	557	0
158	156	0	49	48	383	3	0	0	0	0	0	0	0	0	0	0	2	2	0	0	1	488	0	1	489	0
159	157	0	86	46	403	2	0	0	0	0	0	0	0	0	0	0	0	1	1	1	2	542	0	0	542	0
160	158	2	168	95	506	1	0	0	4	0	2	0	0	0	1	0	0	0	2	1	2	784	0	9	793	0
161	159	2	195	75	529	2	0	0	2	0	1	0	0	2	0	0	0	6	3	0	2	819	0	1	820	0
162	160	3	126	54	337	2	0	1	4	0	3	1	1	3	0	0	0	1	0	0	1	537	0	4	541	0
163	161	3	168	55	382	1	0	1	1	0	2	2	0	1	0	0	2	3	1	1	0	623	0	2	625	0
164	162	1	183	87	477	1	0	1	3	0	0	2	0	2	0	1	3	2	0	0	1	764	0	4	768	0
165	163	2	76	49	310	3	0	0	4	0	1	0	0	1	1	1	2	1	0	0	0	451	0	0	451	0
166	164	1	240	86	389	2	0	1	2	0	0	1	0	0	0	1	0	1	3	0	0	727	0	5	732	0
167	165	2	184	72	248	1	0	0	2	1	1	0	0	0	0	0	0	0	0	0	0	511	0	2	513	0
168	166	1	233	53	336	3	0	1	6	0	0	0	0	0	0	0	0	1	3	0	0	637	0	12	649	0
169	167	0	228	47	360	1	1	0	2	0	1	1	0	0	0	0	2	1	2	1	2	649	0	1	650	0

Serial No. of Polling Station		No. of valid votes cast in favour of																				Total valid votes	No. of rejected votes	NOTA	Total	No. of tendered votes
Sl.No.	P.S.No.	ANWAR KHAN	CHEVABOYANNA KRISHNA YADAV	Dr. ROHIN KUMAR REDDY.C	KALERU VENKATESH	OM SINGH RAJPUROHIT	DHARMENDER TIWARI	NALLA UDAY KUMAR	EADA BHASKAR RAO	MALIK MOQTHER MOHUDDIN	MUPPIDI VASUDEVA RAO	SYED MOHSIN UDDIN	V. SANTOSH	AMUDA ARUN KUMAR	ARUKAL MAHENDAR GOUD	SRIKANTH DEVARUPPALA	MANGILPALLY SHANKER	P RAJESH	ANDRAPU SUDARSHAN GANGAPUTRA	L SRINATH	M. SRINIVAS					
1	2	3	4	5	6	7	8	9	10	11	12	13	14	15	16	17	18	19	20	21	22	34	35	36	37	38
170	168	2	299	42	387	3	0	0	3	1	0	0	0	0	0	2	17	1	2	1	0	760	0	3	763	0
171	169	2	189	35	252	1	0	0	3	0	0	0	0	1	1	2	3	1	0	0	0	490	0	8	498	0
172	170	1	297	62	350	0	1	0	4	0	1	0	0	1	0	0	5	0	0	0	0	722	0	2	724	0
173	171	0	166	53	338	1	0	0	2	0	0	0	0	0	0	0	0	2	0	1	2	565	0	3	568	0
174	172	0	181	98	370	0	0	0	1	0	0	0	0	1	0	0	0	1	2	0	2	656	0	8	664	0
175	173	1	281	79	280	3	0	0	0	1	2	0	0	0	1	0	0	0	0	1	0	649	0	5	654	0
176	174	0	150	95	331	0	0	0	1	0	1	0	0	0	0	0	0	3	0	0	1	582	0	6	588	0
177	175	0	83	45	253	1	1	0	1	2	0	0	0	0	0	0	2	1	0	1	0	390	0	2	392	0
178	176	0	97	73	386	1	0	0	0	0	0	0	0	1	0	0	0	0	0	0	0	558	0	3	561	0
179	177	5	164	73	335	0	0	1	3	0	0	0	0	1	0	0	1	0	0	1	0	584	0	3	587	0
180	178	0	195	46	269	1	1	5	5	1	0	0	0	1	3	1	4	3	0	1	3	539	0	5	544	0
181	179	1	238	64	360	4	1	0	3	0	0	1	2	3	6	0	2	2	1	1	0	689	0	2	691	0
182	180	0	92	49	224	1	0	3	5	0	0	0	0	1	1	0	1	2	0	0	2	381	0	1	382	0
183	181	2	182	66	344	2	0	0	3	0	1	0	0	2	1	0	0	2	0	0	0	605	0	9	614	0
184	182	0	267	66	418	3	0	0	5	0	0	0	1	1	0	0	1	2	0	0	2	766	0	7	773	0
185	183	1	199	105	348	1	1	0	2	0	0	0	2	0	0	0	1	0	1	0	1	662	0	2	664	0
186	184	3	75	89	825	3	1	0	1	1	1	0	0	2	0	0	4	1	0	1	2	809	0	5	814	0
187	185	2	170	100	503	2	0	2	3	0	1	0	0	0	0	4	2	2	0	1	0	792	0	1	793	0
188	186	3	311	87	426	2	0	7	2	0	1	0	1	4	0	1	2	6	1	0	1	855	0	8	863	0
189	187	2	142	64	294	4	0	1	1	0	0	0	0	1	0	0	1	1	1	0	0	512	0	3	515	0
190	188	1	167	73	596	3	1	1	3	0	0	0	0	1	1	4	1	1	0	0	2	855	0	3	858	0
191	189	3	128	81	537	3	0	0	2	0	1	0	1	1	0	1	2	4	0	2	9	775	0	1	776	0
192	190	7	138	128	553	1	0	0	1	0	0	0	0	0	0	1	1	0	0	0	1	831	0	4	835	0
193	191	2	210	35	131	1	0	0	0	1	0	0	0	0	0	2	0	0	0	0	0	382	0	2	384	0
194	192	3	268	50	247	1	0	0	1	0	1	0	0	0	1	1	0	2	2	0	1	578	0	2	580	0


Serial No. of Polling Station		* No. of valid votes cast in favour of																				Total valid votes	No. of rejected votes	NOTA	Total	No. of tendered votes
Sl.No.	P.S.No.	ANWAR KHAN	CHEENBOYANNA KRISHNA YADAV	Dr. ROHIN KUMAR REDDY.C	KALERU VENKATESH	OH SINGH RAJPUROHIT	DHARMENDER TIWARI	NALLA UDAY KUMAR	EADA BHASKAR RAO	MALIK MOQTHER MOHIUDDIN	MUPPIDI VASUDEVA RAO	SYED MOHSIN UDDIN	V. SANTOSH	AMUDA ARUN KUMAR	ARUKAL MAHENDAR GOUD	SRIKANTH DEVARUPPALA	MANGILPALLY SHANKER	P RAJESH	ANDRAPU SUDARSHAN GANGAPUTRA	L SRINATH	M. SRINIVAS					
1	2	3	4	5	6	7	8	9	10	11	12	13	14	15	16	17	18	19	20	21	22	34	35	36	37	38
195	193	0	291	52	356	1	0	0	2	0	1	0	1	1	0	1	0	0	0	1	0	707	0	8	715	0
196	194	0	348	64	246	2	1	0	2	0	0	0	0	0	0	0	0	0	0	0	0	663	0	6	669	0
197	195	2	206	46	217	0	0	1	1	0	0	0	1	0	0	0	0	0	0	0	0	474	0	3	477	0
198	196	1	414	52	290	2	0	0	0	0	3	0	1	0	0	1	1	0	1	0	0	766	0	2	768	0
199	197	1	421	37	247	1	0	0	1	0	1	0	0	0	0	1	0	1	0	0	1	712	0	5	717	0
200	198	3	275	69	262	1	2	0	2	1	1	1	2	0	1	1	2	2	3	1	1	630	0	2	632	0
201	199	8	206	108	518	2	0	0	4	1	1	2	2	1	0	1	1	0	0	2	1	858	0	1	859	0
202	200	0	440	51	326	1	1	0	2	0	0	0	0	0	0	0	0	1	1	0	2	825	0	9	834	0
203	201	2	456	69	349	2	0	0	2	0	0	0	2	0	0	0	2	0	1	3	2	890	0	2	892	0
204	202	2	437	58	262	0	0	0	0	0	0	0	0	0	0	0	1	2	1	0	0	763	0	9	772	0
205	203	0	226	32	171	1	0	0	3	0	0	0	0	0	0	0	0	0	0	0	0	433	0	2	435	0
206	203A	2	207	48	196	1	0	0	3	0	0	0	1	0	1	0	0	0	0	2	0	461	0	2	463	0
207	204	2	340	97	312	3	0	1	2	0	0	0	0	0	0	0	0	0	0	1	2	760	0	11	771	0
208	205	0	346	58	230	1	0	0	0	0	0	0	0	0	0	0	0	0	1	0	0	636	0	5	641	0
209	206	2	298	37	188	1	0	0	2	0	0	0	0	0	0	0	0	0	0	0	0	528	0	7	535	0
210	207	2	524	54	242	2	0	0	0	0	0	0	0	0	0	1	0	0	1	0	1	827	0	5	832	0
211	208	1	380	74	291	0	0	2	0	1	0	0	1	1	0	0	1	0	0	8	1	761	0	7	768	0
212	209	1	400	66	325	0	0	0	3	0	0	0	0	1	1	0	2	0	0	0	1	800	0	6	806	0
213	210	2	380	72	351	1	0	0	0	1	0	0	0	0	0	2	0	3	0	0	0	812	0	2	814	0
214	211	3	292	51	197	1	0	0	5	1	1	1	0	0	1	0	1	1	0	0	1	556	0	5	561	0
215	212	0	243	33	123	3	0	0	2	0	0	1	0	0	0	0	0	2	2	0	0	409	0	5	414	0
216	213	3	481	56	172	0	0	0	0	0	0	0	0	0	0	0	0	0	0	1	0	713	0	2	715	0
217	214	1	524	54	158	0	0	0	1	1	0	0	0	0	0	0	0	0	0	0	0	739	0	7	746	0
218	215	2	332	52	284	0	1	0	1	0	0	0	0	0	0	0	0	0	0	0	2	674	0	5	679	0

Serial No. of Polling Station		No. of valid votes cast in favour of																				Total valid votes	No. of rejected votes	NOTA	Total	No. of tendered votes
Sl.No.	P.S.No.	ANWAR KHAN	CHENABOYANNA KRISHNA YADAV	Dr. ROHIN KUMAR REDDY,C	KALERU VENKATESH	OM SINGH RAJPUROHIT	DHARMENDER TIWARI	NALLA UDAY KUMAR	EADA BHASKAR RAO	MALIK MOOTHER MOHUDDIN	MUPPIDI VASUDEVA RAO	SYED MOHSIN UDDIN	V. SANTOSH	ANUDA ARUN KUMAR	ARUKAL MAHENDAR GOUD	SRIKANTH DEVARUPPALA	MANGILIPALLY SHANKER	P RAJESH	ANDRAPU SUDARSHAN GANGAPUTRA	L. SRINATH	M. SRINIVAS					
1	2	3	4	5	6	7	8	9	10	11	12	13	14	15	16	17	18	19	20	21	22	34	35	36	37	38
219	216	4	392	81	237	2	0	2	2	0	1	0	1	0	0	2	3	3	0	0	17	747	0	4	751	0
220	217	0	304	59	212	0	0	0	0	0	1	0	0	0	0	0	0	0	0	0	0	576	0	7	583	0
221	218	1	511	42	162	0	0	0	1	0	0	0	0	0	1	0	0	0	0	0	1	719	0	5	724	0
222	219	1	340	21	104	0	0	0	3	0	0	0	0	0	0	0	1	2	0	0	0	472	0	4	476	0
223	220	0	303	49	177	0	0	0	1	0	0	0	1	0	0	0	0	1	0	1	1	534	0	3	537	0
224	221	0	238	51	125	0	0	0	0	0	1	0	0	0	0	0	0	0	1	1	1	418	0	2	420	0
225	222	1	253	61	198	2	0	1	2	1	2	0	0	0	0	1	4	0	0	0	1	527	0	4	531	0
226	223	1	305	45	108	0	0	0	0	0	0	0	0	0	0	1	0	1	0	0	0	461	0	10	471	0
227	224	0	270	84	197	1	0	0	1	0	0	0	0	0	0	2	0	0	0	0	0	555	0	2	557	0
228	225	2	337	105	233	1	1	0	1	0	1	0	0	1	0	0	0	0	0	0	1	683	0	9	692	0
229	226	0	349	112	177	1	0	0	0	0	0	0	0	0	0	0	0	0	1	0	0	640	0	7	647	0
230	227	0	164	64	216	0	0	0	1	0	0	0	0	0	1	0	0	0	0	0	1	447	0	7	454	0
231	228	3	205	58	200	0	0	0	2	0	0	0	0	0	0	0	1	1	0	0	0	470	0	2	472	0
232	229	0	373	62	145	1	0	0	1	0	0	0	0	0	0	0	0	0	2	0	0	584	0	5	589	0
233	230	0	264	45	147	0	0	0	0	0	0	0	0	0	0	0	0	0	0	0	0	456	0	3	459	0
234	231	1	224	80	136	0	0	2	0	0	0	0	0	1	0	0	0	1	0	1	0	446	0	5	451	0
235	232	0	225	94	150	0	0	0	1	0	0	0	0	0	0	0	0	0	0	0	0	470	0	11	481	0
236	233	3	225	148	408	1	0	0	5	0	0	0	0	0	1	2	2	2	1	3	3	804	0	10	814	0

Serial No. of Polling Station		No. of valid votes cast in favour of																				Total valid votes	No. of rejected votes	NOTA	Total	No. of tendered votes
Sl.No.	P.S.No.	ANWAR KHAN	CHENABOYANNA KRISHNA YADAV	Dr. ROHIN KUMAR REDDY.C	KALERU VENKATESH	OM SINGH RAJUROHIT	DHARMENDER TIWARI	NALLA UDAY KUMAR	EADA BHASKAR RAO.	MALIK MOOTHER MOHIUDDIN	MUPPIDIVASUDEVA RAO	SYED MOHSIN UDDIN	V. SANTOSH	AMUDA ARUN KUMAR	ARUKAL MAHENDAR GOUD	SRIKANTH DEVARUPPALA	MANGILPALLY SHANKER	P RAJESH	ANDRAPU SUBARSHAN GANGAPUTRA	L. SRINATH	M. SRINIVAS					
1	2	3	4	5	6	7	8	9	10	11	12	13	14	15	16	17	18	19	20	21	22	34	35	36	37	38
237	234	1	238	110	421	2	1	1	7	2	2	1	0	2	1	1	0	1	0	0	1	792	0	8	800	0
238	235	0	81	86	248	2	0	0	1	1	0	0	0	1	0	0	0	1	0	0	0	421	0	8	429	0
239	236	3	265	81	259	0	0	1	0	0	0	0	0	0	0	0	0	0	2	3	1	615	0	4	619	0
Total No. of votes recorded at Polling Stations		385	49505	17681	74135	273	58	80	486	48	116	49	48	110	98	294	263	200	95	77	174	144171	0	1308	145479	0
No. of votes recorded on postal ballot papers		7	374	323	281	0	1	2	0	0	0	0	0	0	0	6	2	1	0	0	3	1000	11	9	1020	0
Grand Total		392	49879	18004	74416	273	57	82	486	48	116	49	48	110	96	300	265	201	95	77	177	145171	11	1317	146499	0

Place : HYDERABAD

Date : 03-12-2023


RETURNING OFFICER
 59-Amberpet Assembly Constituency
Returning Officer
 59-Amberpet Assembly Constituency
 Hyderabad District